

Senedd Cymru  
Y Pwyllgor Plant, Pobl Ifanc ac Addysg  
Ymchwiliad i effaith argyfwng Covid-19  
ar blant a phobl ifanc yng Nghymru  
COV 8a  
Ymateb gan: Unigolyn

Welsh Parliament  
Children, Young People and Education Committee  
Inquiry into the impact of the Covid-19 outbreak on  
children and young people in Wales  
COV 8a  
Response from: Individual

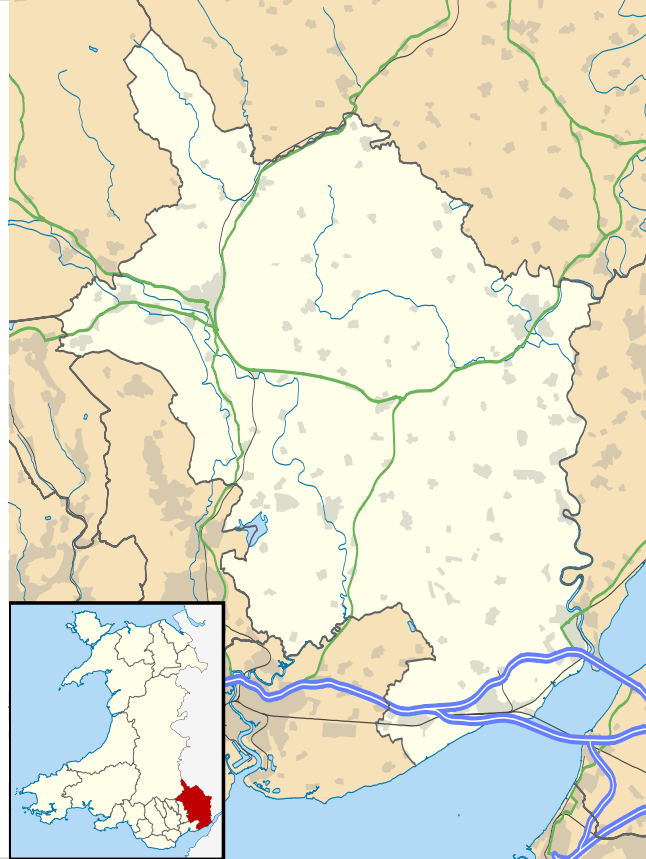
---

# Quality of life in Magor and Undy TP Y9 St Joseph's High School Geography Project

Thanks to everyone who answered my  
questions



# Map of Magor and Undy showing location within Monmouthshire



© Ordnance Survey

# 188

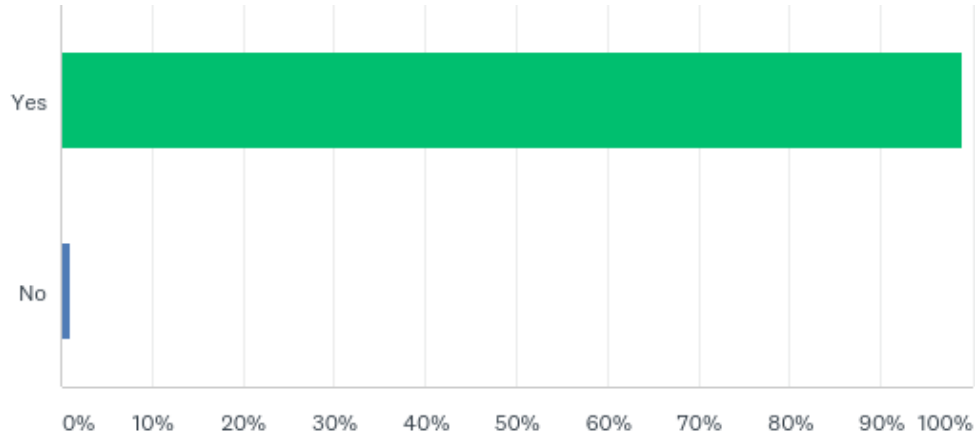
**Total Responses**

Date Created: Tuesday, April 28, 2020

Complete Responses: 188

# Q1: Do you like living in our village?

Answered: 188 Skipped: 0



# Q1: Do you like living in our village?

---

Answered: 188 Skipped: 0

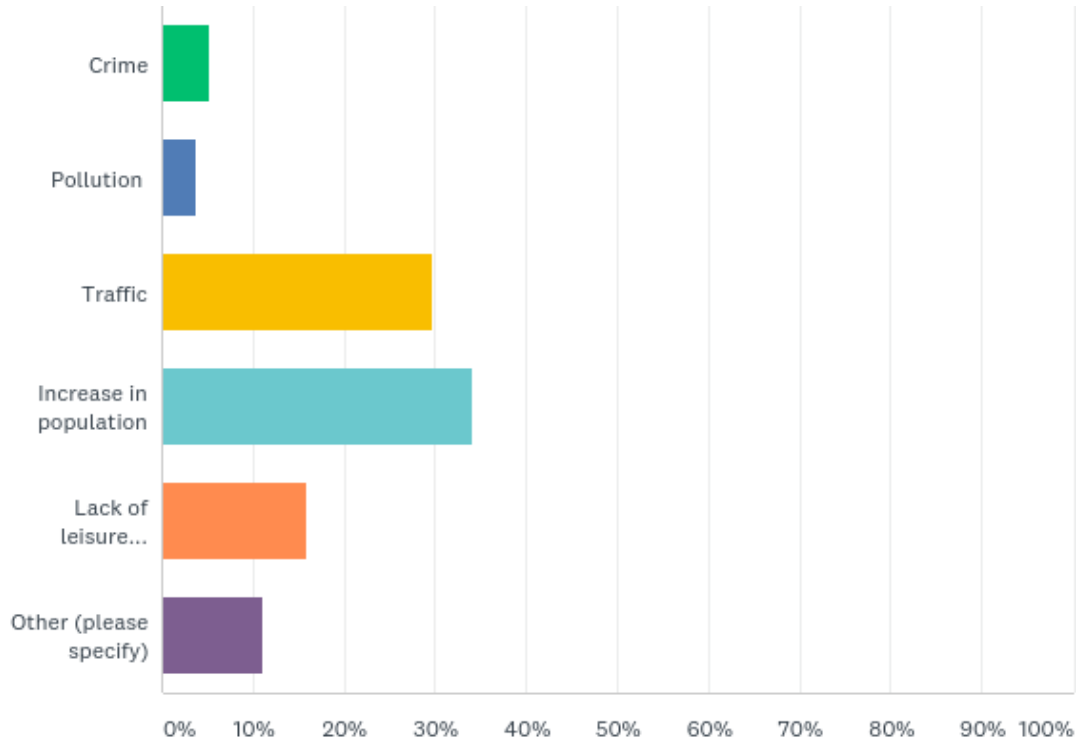
| ANSWER CHOICES         | RESPONSES |     |
|------------------------|-----------|-----|
| Yes                    | 98.94%    | 186 |
| No                     | 1.06%     | 2   |
| Total Respondents: 188 |           |     |

## Q2 Whats the best thing about living here?

surroundings pubs Nice plenty Friendly people Everyone friendly Peaceful nice quiet  
places beautiful good Everyone quiet s quiet walk post office shops towns  
lovely Semi rural close Friendliness countryside lovely walks  
community spirit amenities community  
country friendly facilities people beautiful countryside village rural  
sense community Access location surrounding countryside S around small  
close motorway feel easy access living work great Quite square motorway

### Q3: What are you most concerned about?

Answered: 188 Skipped: 0





### Q3: What are you most concerned about?

Answered: 188 Skipped: 0

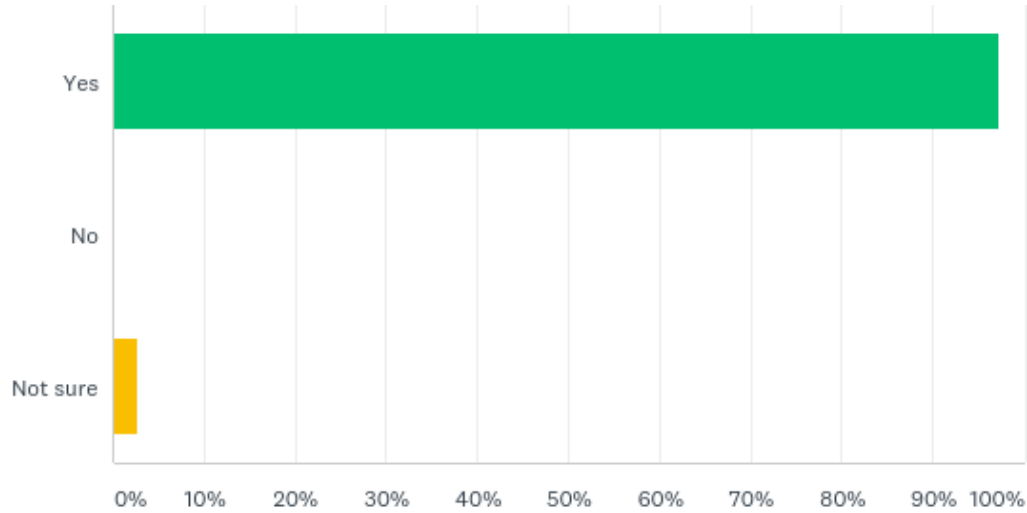
| ANSWER CHOICES             | RESPONSES |            |
|----------------------------|-----------|------------|
| Crime                      | 5.32%     | 10         |
| Pollution                  | 3.72%     | 7          |
| Traffic                    | 29.79%    | 56         |
| Increase in population     | 34.04%    | 64         |
| Lack of leisure facilities | 15.96%    | 30         |
| Other (please specify)     | 11.17%    | 21         |
| <b>TOTAL</b>               |           | <b>188</b> |

Q4 If you had unlimited cash, what would you change about the village?

teenagers especially station reduce traffic village ages facilities young people car parking  
magor Undy road facilities children butchers village hall Make gym local develop  
children link leisure centre see open increase  
Community centre Put square Improve village  
railway station shops Build Rogiet train station  
young people houses buy leisure facilities bypass parks  
local shops hub swimming pool Provide sure facilities leisure Magor add  
Build community centre families stop parking around Better public transport centre  
place USE young adults schools area independent shops

## Q5: Do you think this is a safe area to live in?

Answered: 188 Skipped: 0



## Q5: Do you think this is a safe area to live in?

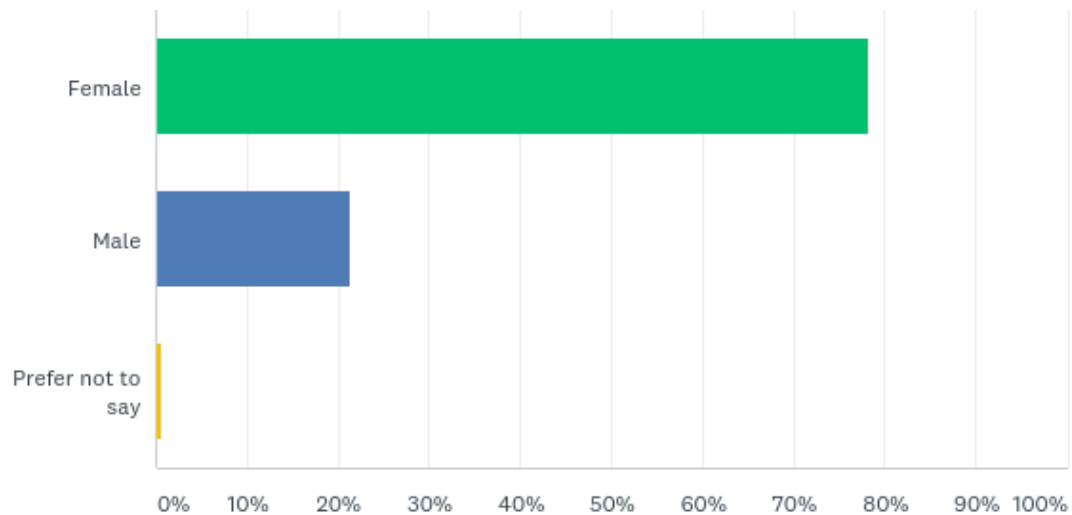
---

Answered: 188 Skipped: 0

| ANSWER CHOICES         | RESPONSES |     |
|------------------------|-----------|-----|
| Yes                    | 97.34%    | 183 |
| No                     | 0.00%     | 0   |
| Not sure               | 2.66%     | 5   |
| Total Respondents: 188 |           |     |

## Q6: Are you?

Answered: 188 Skipped: 0



## Q6: Are you?

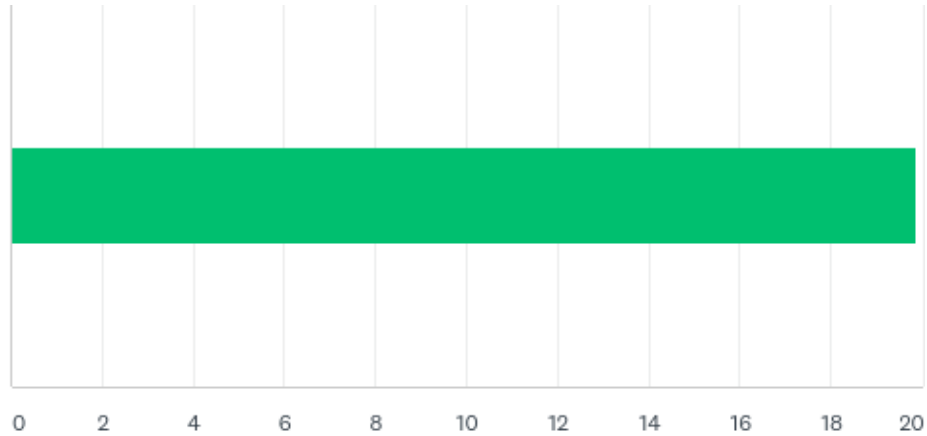
---

Answered: 188 Skipped: 0

| ANSWER CHOICES         | RESPONSES |     |
|------------------------|-----------|-----|
| Female                 | 78.19%    | 147 |
| Male                   | 21.28%    | 40  |
| Prefer not to say      | 0.53%     | 1   |
| Total Respondents: 188 |           |     |

## Q7: How long have you lived in Magor or Undy?

Answered: 188 Skipped: 0



## Q7: How long have you lived in Magor or Undy?

---

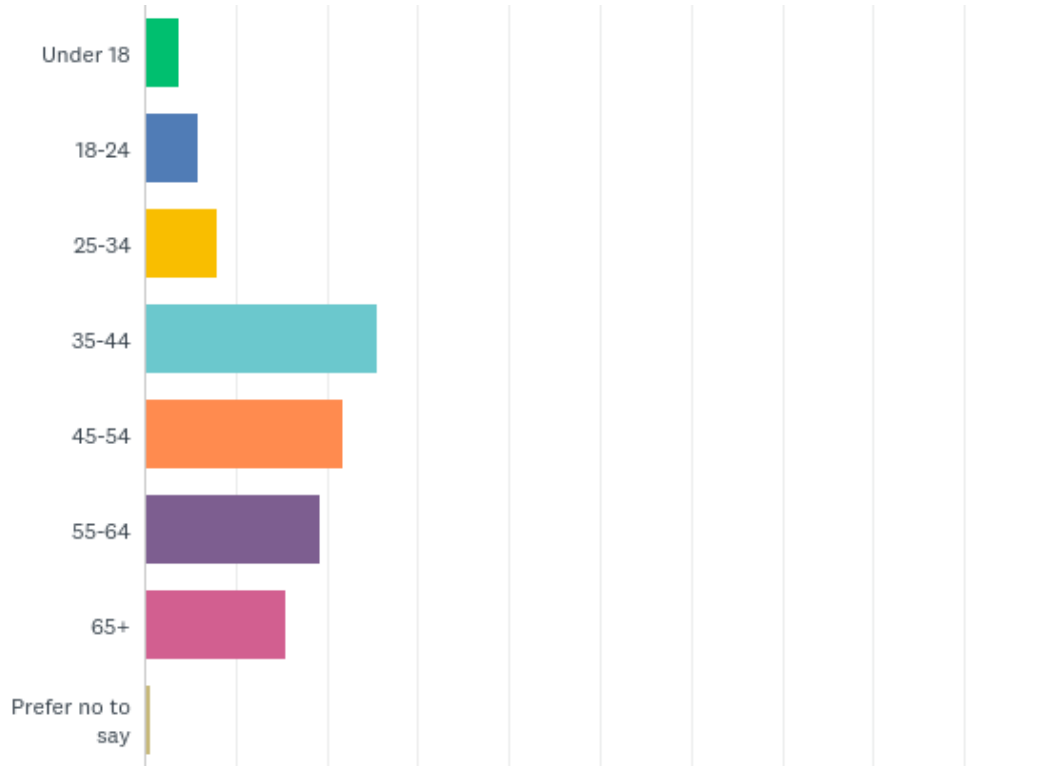
Answered: 188 Skipped: 0

| ANSWER CHOICES         | AVERAGE NUMBER | TOTAL NUMBER | RESPONSES |
|------------------------|----------------|--------------|-----------|
|                        | 20             | 3,739        | 188       |
| Total Respondents: 188 |                |              |           |



# Q8: How old are you?

Answered: 188 Skipped: 0



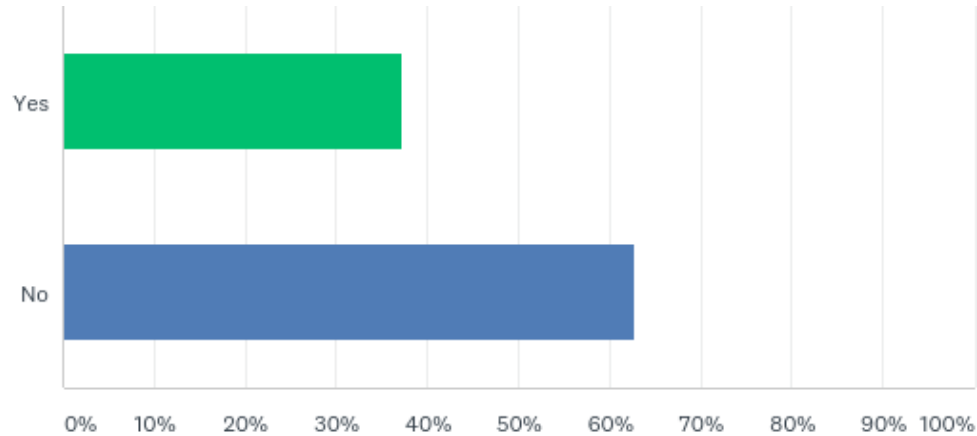
## Q8: How old are you?

Answered: 188 Skipped: 0

| ANSWER CHOICES   | RESPONSES |            |
|------------------|-----------|------------|
| Under 18         | 3.72%     | 7          |
| 18-24            | 5.85%     | 11         |
| 25-34            | 7.98%     | 15         |
| 35-44            | 25.53%    | 48         |
| 45-54            | 21.81%    | 41         |
| 55-64            | 19.15%    | 36         |
| 65+              | 15.43%    | 29         |
| Prefer no to say | 0.53%     | 1          |
| <b>TOTAL</b>     |           | <b>188</b> |

## Q9: Do you have children under 18 living with you?

Answered: 188 Skipped: 0



## Q9: Do you have children under 18 living with you?

---

Answered: 188 Skipped: 0

| ANSWER CHOICES | RESPONSES |     |
|----------------|-----------|-----|
| Yes            | 37.23%    | 70  |
| No             | 62.77%    | 118 |
| TOTAL          |           | 188 |